


Datasheet

**VITOTRANS 200** Type WTT

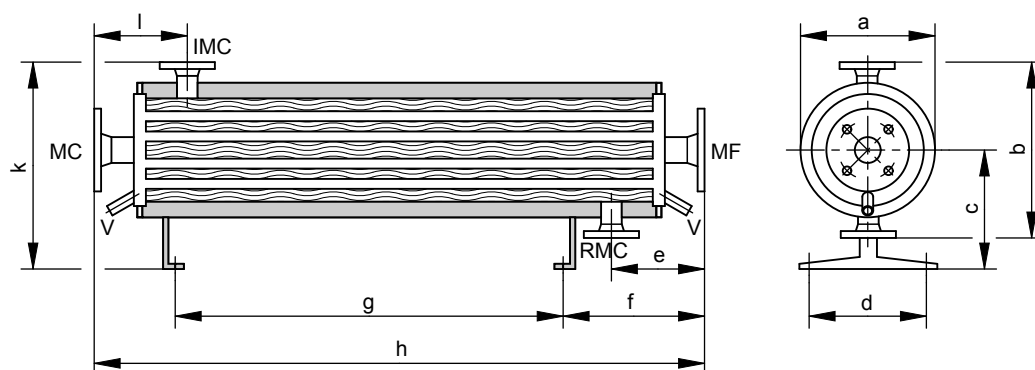
Heat exchanger for DHW and swimming pool heating
Heating tube bundle made from high-alloy stainless steel
(1.4571)

Specification

Specification

Vitotrans 200

	Part no.	3003 453	3003 454	3003 455	3003 456	3003 457	3003 458	3003 459
Dimensions								
Length h	mm	1034	1184	1534	1556	1836	1836	1856
Width a	∅mm	167	213	213	250	300	300	404
Height k	mm	306	434	434	459	475	508	577
Weight heat exchanger incl. thermal insulation	kg	19	39	48	61	87	122	182
Capacity								
Heating water	litres	4.0	9.0	13.0	16.0	34.0	43.0	61.0
Water to be heated	litres	4.0	7.0	9.3	15.3	22.5	32.0	56.0
Permiss. operating pressure								
Heating medium (primary)	bar	10	10	10	10	10	10	10
Medium to be heated (secondary)	bar	6	6	6	6	6	6	6
Permiss. operating temperature								
	°C	110	110	110	110	110	110	110
Connections								
Heating medium	R	1¼	—	—	—	—	—	—
	PN 16 DN	—	50	65	65	100	125	150
Medium to be heated*1	R	2	—	—	—	—	—	—
	PN 6 DN	—	80	80	100	100	125	—
	PN 10 DN	—	—	—	—	—	—	150



E Drain
 HR Heating medium return
 HV Heating medium flow

KM Cold medium
 WM Hot medium

Vitotrans 200

	Part no.	3003 453	3003 454	3003 455	3003 456	3003 457	3003 458	3003 459
a	mm	167	213	213	250	300	300	404
b	mm	184	345	345	370	410	441	514
c	mm	214	262	262	274	270	288	320
d	mm	130	190	190	190	240	240	240
e	mm	121	246	246	258	248	248	278
f	mm	191	388	438	398	438	438	498
g	mm	722	550	850	900	1150	1150	1100
h	mm	1034	1184	1534	1556	1836	1836	1856
k	mm	306	434	434	459	475	508	577

Dimension d and g: hole spacing

*1 Note the material properties of the connection flanges for the medium to be heated. Recommendation: collar sleeves and mating flanges made of PVC (DIN 8063).

Specification (cont.)

Heating output at different temperature spreads between the primary and secondary side

Vitotrans 200

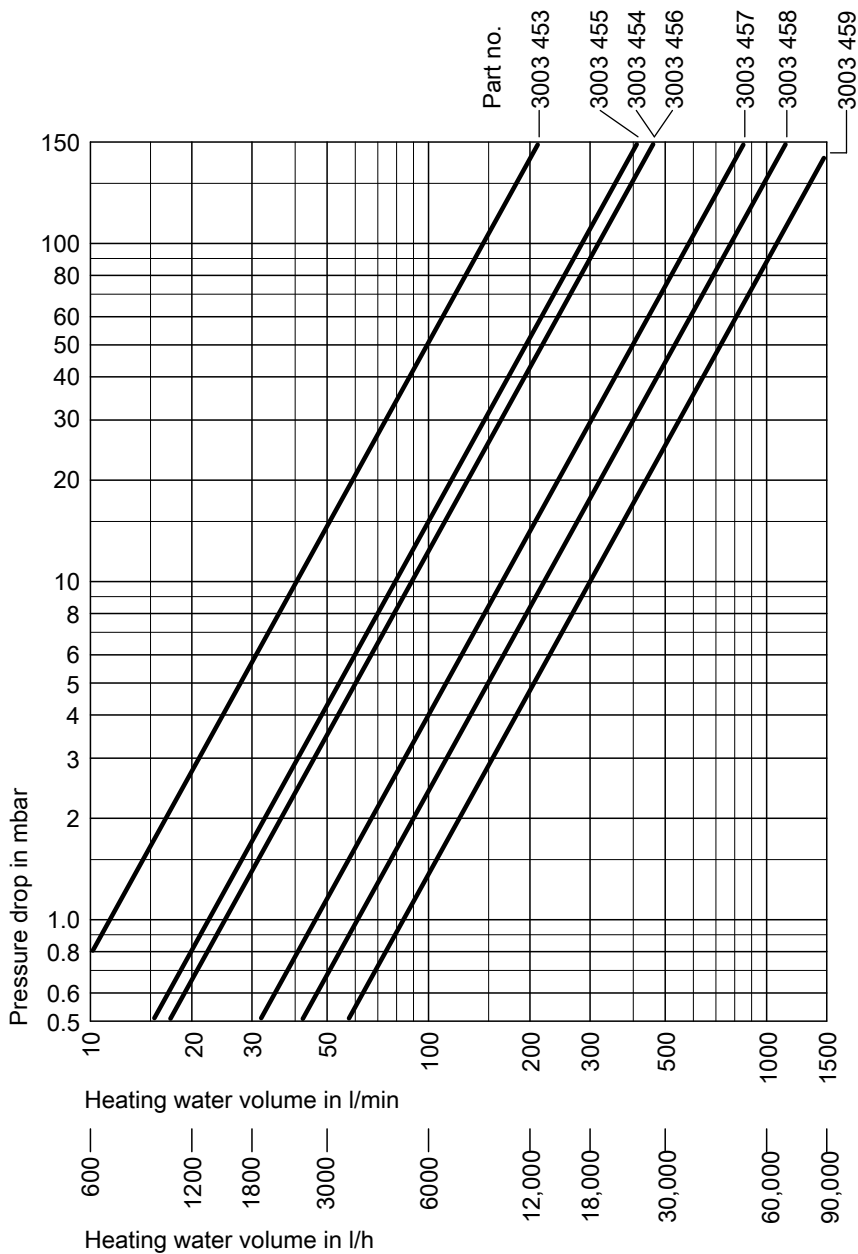
Part no.		3003 453	3003 454	3003 455	3003 456	3003 457	3003 458	3003 459
prim.	90/70 °C	46	93	150	230	375	580	1160
sec.	.../... °C	22/27	22/27	22/32	22/32	22/37	22/37	22/37
prim.	80/65 °C	40	80	120	200	330	530	900
sec.	.../... °C	22/27	22/27	22/32	22/32	22/35	22/35	22/37
prim.	70/60 °C	35	70	110	190	310	480	800
sec.	.../... °C	22/27	22/27	27/32	24/32	25/35	25/35	25/37
prim.	70/55 °C	22	42	70	120	190	300	500
sec.	.../... °C	22/27	22/27	24/32	24/32	25/35	25/35	25/37

Note

Output details for operation with alternative temperature spreads upon request.

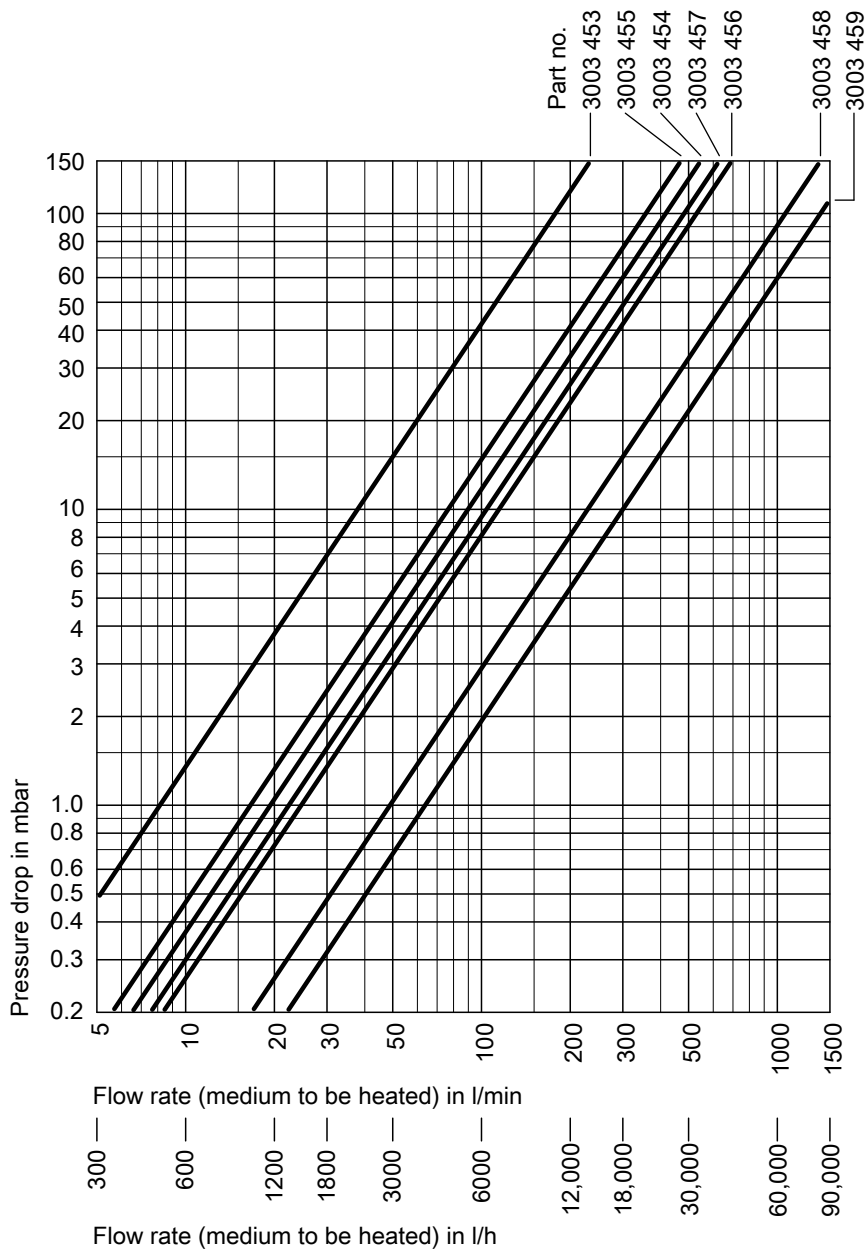
Pressure drop

Heating medium (primary side)



Specification (cont.)

Medium to be heated (secondary side)



Delivered condition

Vitotrans 200 with fitted thermal insulation.
From part no. 3003 454 with mating flanges at the heating medium connections.

Design information

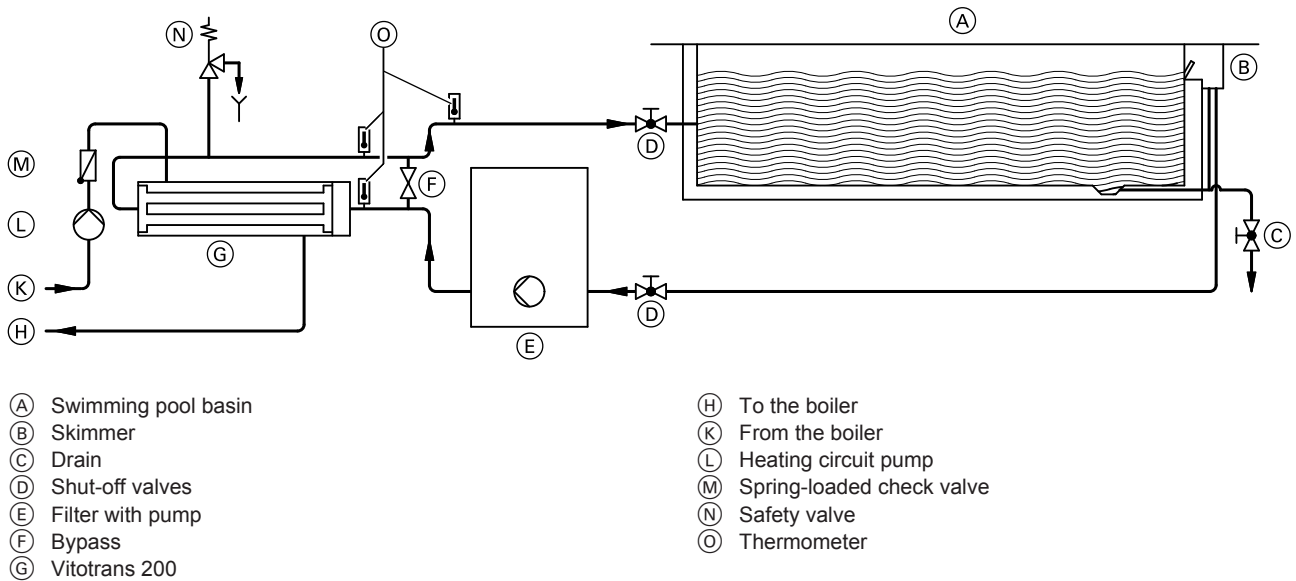
We cannot accept any liability if heating media other than water and a different medium to be heated up than swimming pool water or DHW are used. This applies particularly to the use of brine, sea water or other waters loaded with chemicals.

The swimming pool water as well as the fill and top-up water must meet the requirements of the current Drinking Water Ordinance [Germany].

Installation scheme

Use of the Vitotrans 200 for swimming pool heating

The pump on the swimming pool water side and the heat exchanger must be installed below the water surface level to safeguard perfect operation.



Note

Safety valve (N) is designed to protect against rising pressure when the shut-off gate valve is unintentionally closed at the swimming pool side.

Subject to technical modifications.

Viessmann Werke GmbH&Co KG
D-35107 Allendorf
Telephone: +49 6452 70-0
Fax: +49 6452 70-2780
www.viessmann.com

Viessmann Limited
Hortonwood 30, Telford
Shropshire, TF1 7YP, GB
Telephone: +44 1952 675000
Fax: +44 1952 675040
E-mail: info-uk@viessmann.com

5414 657 GB